

Light efficiency:

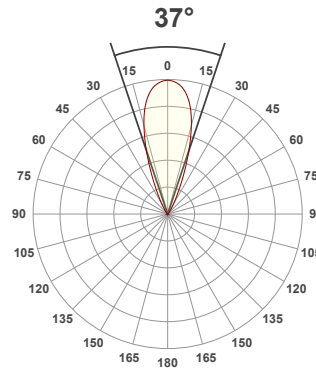
78 Lumen/Watt

Light quality:

CRI: 93.9

Color temperature:

6500 K



Product name:

MX85000_010-DU- LED51_3-TW-6527-FL - 350mA

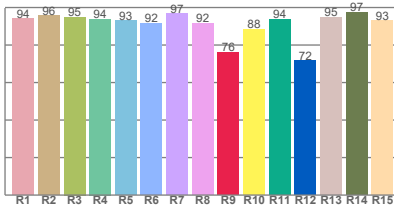
Item number:

Mix85 Duo Fixed/Accent - LED51/3-TW-6527-FL - 350mA

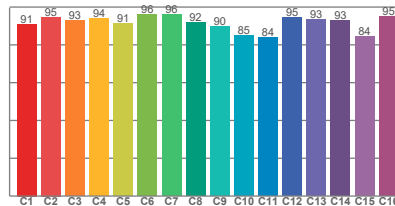
Delivered information for above fixture and LED combination.

Output: 1206 Lumen Peak intensity: 2960 cd Power consumption: 15.4


CRI R values



TM30 C Values

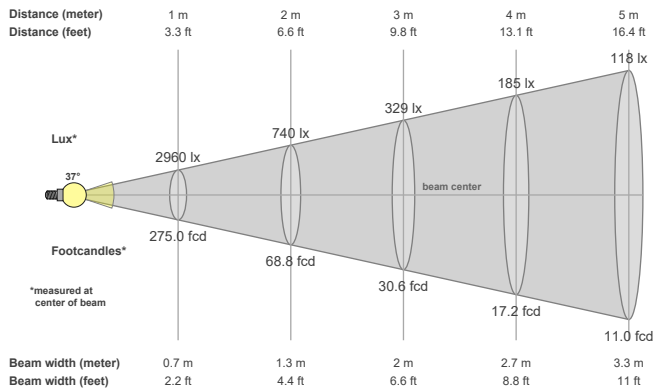


Color vector graphics



| Color temperature | Color rendering index | Red component | Color fidelity | Color gamut | Color quality scale | Color coordinate cie 1931 | Color coordinate cie 1931 | Color coordinate | Color coordinate | Color deviation from black body |
|-------------------|-----------------------|---------------|----------------|-------------|---------------------|---------------------------|---------------------------|------------------|------------------|---------------------------------|
| CCT | CRI | CRI R9 | TM30 Rf | TM30 Rg | CQS | x | y | u | v | Δuv |
| 6500 K | 93.9 | 76.0 | 91.4 | 98.7 | 92.1 | 0.314 | 0.324 | 0.200 | 0.310 | 0.0033 |

Beam details



Beam angels

| Beam angle 50% | Field angle 10% | Cutoff angle 2,5% |
|----------------|-----------------|-------------------|
| 37° | 58.5° | 76.8° |

Beam intensities

| Peak intensity | Int. ratio in 120° cone | Int. ratio in 90° cone |
|----------------|-------------------------|------------------------|
| 2960 cd | 99.9% | 98.9% |

Beam intensities from 1-20m

| 1m | 2m | 3m | 4m | 5m | 6m | 7m | 8m | 9m | 10m | 11m | 12m | 13m | 14m | 15m | 16m | 17m | 18m | 19m | 20m |
|--------|---------|---------|---------|--------|--------|--------|--------|--------|--------|--------|--------|--------|--------|--------|--------|--------|--------|--------|--------|
| 3.3ft | 6.6ft | 9.8ft | 13.1ft | 16.4ft | 19.7ft | 23ft | 26.2ft | 29.5ft | 32.8ft | 36.1ft | 39.4ft | 42.7ft | 45.9ft | 49.2ft | 52.5ft | 55.8ft | 59.1ft | 62.3ft | 65.6ft |
| 2960lx | 740lx | 329lx | 185lx | 118lx | 82lx | 60lx | 46lx | 37lx | 30lx | 24lx | 21lx | 18lx | 15lx | 13lx | 12lx | 10lx | 9lx | 8lx | 7lx |
| 275fcd | 68.8fcd | 30.6fcd | 17.2fcd | 11fcd | 7.6fcd | 5.6fcd | 4.3fcd | 3.4fcd | 2.8fcd | 2.3fcd | 1.9fcd | 1.6fcd | 1.4fcd | 1.2fcd | 1.1fcd | 1fcd | 0.8fcd | 0.8fcd | 0.7fcd |

The above information is for 3000K colour temperature, for specific module information please see LED spec located on our website.

For information regarding other colour temperatures please refer to ies/ldt files available on the website.

Light planning Glare Evaluation According to UGR

| | | | | | | | | | | | |
|--|-----|---|------|------|------|------|---|------|------|------|------|
| p Ceiling | | 70 | 70 | 50 | 50 | 30 | 70 | 70 | 50 | 50 | 30 |
| p Walls | | 50 | 30 | 50 | 30 | 30 | 50 | 30 | 50 | 30 | 30 |
| p Floor | | 20 | 20 | 20 | 20 | 20 | 20 | 20 | 20 | 20 | 20 |
| Room size X Y | | Viewing direction at right angles to lamp axis | | | | | Viewing direction parallel to lamp axis | | | | |
| 2H | 2H | 14.4 | 14.8 | 14.4 | 15.0 | 15.2 | 14.4 | 14.8 | 14.4 | 15.0 | 15.2 |
| | 3H | 14.0 | 14.7 | 14.4 | 14.9 | 15.0 | 14.0 | 14.7 | 14.4 | 14.9 | 15.0 |
| | 4H | 14.0 | 14.6 | 14.4 | 14.8 | 15.0 | 14.0 | 14.6 | 14.4 | 14.8 | 15.0 |
| | 6H | 14.0 | 14.5 | 14.3 | 14.7 | 15.1 | 14.0 | 14.5 | 14.3 | 14.7 | 15.1 |
| | 8H | 13.9 | 14.4 | 14.2 | 14.7 | 15.1 | 13.9 | 14.4 | 14.2 | 14.7 | 15.1 |
| | 12H | 13.9 | 14.3 | 14.2 | 14.7 | 15.1 | 13.9 | 14.3 | 14.2 | 14.7 | 15.1 |
| 4H | 2H | 14.0 | 14.6 | 14.4 | 14.8 | 15.0 | 14.0 | 14.6 | 14.4 | 14.8 | 15.0 |
| | 3H | 13.9 | 14.3 | 14.2 | 14.7 | 15.1 | 13.9 | 14.3 | 14.2 | 14.7 | 15.1 |
| | 4H | 13.7 | 14.1 | 14.1 | 14.6 | 15.1 | 13.7 | 14.1 | 14.1 | 14.6 | 15.1 |
| | 6H | 13.6 | 14.1 | 14.1 | 14.4 | 14.8 | 13.6 | 14.1 | 14.1 | 14.4 | 14.8 |
| | 8H | 13.6 | 14.0 | 14.1 | 14.4 | 14.7 | 13.6 | 14.0 | 14.1 | 14.4 | 14.7 |
| | 12H | 13.5 | 13.8 | 14.0 | 14.3 | 14.7 | 13.5 | 13.8 | 14.0 | 14.3 | 14.7 |
| 8H | 4H | 13.6 | 14.0 | 14.1 | 14.4 | 14.7 | 13.6 | 14.0 | 14.1 | 14.4 | 14.7 |
| | 6H | 13.5 | 13.8 | 14.0 | 14.2 | 14.8 | 13.5 | 13.8 | 14.0 | 14.2 | 14.8 |
| | 8H | 13.5 | 13.7 | 14.0 | 14.2 | 14.9 | 13.5 | 13.7 | 14.0 | 14.2 | 14.9 |
| | 12H | 13.4 | 13.6 | 14.0 | 14.1 | 14.7 | 13.4 | 13.6 | 14.0 | 14.1 | 14.7 |
| 12H | 4H | 13.5 | 13.8 | 14.0 | 14.2 | 14.7 | 13.5 | 13.8 | 14.0 | 14.2 | 14.7 |
| | 6H | 13.5 | 13.7 | 14.0 | 14.2 | 14.9 | 13.5 | 13.7 | 14.0 | 14.2 | 14.9 |
| | 8H | 13.4 | 13.6 | 14.0 | 14.1 | 14.7 | 13.4 | 13.6 | 14.0 | 14.1 | 14.7 |
| Variation of the observer position for the luminaire distance S | | | | | | | | | | | |
| S = 1.0H | | 5.2 / -13.7 | | | | | 5.2 / -13.7 | | | | |
| S = 1.5H | | 7.8 / -17.7 | | | | | 7.8 / -17.7 | | | | |
| S = 2.0H | | 9.8 / -19.2 | | | | | 9.8 / -19.2 | | | | |
| Corrected glare indices referring to 1206 lm total luminous flux | | | | | | | | | | | |